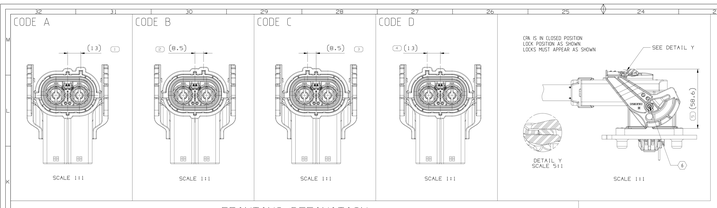

PRINTING DEFINITION

NATURAL VERSION

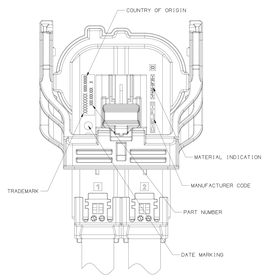

VW VERSION

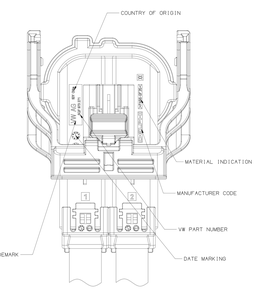

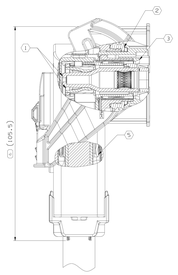

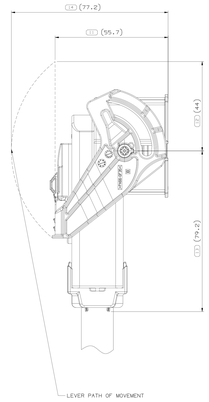

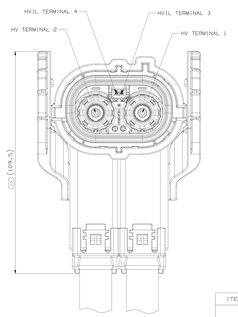

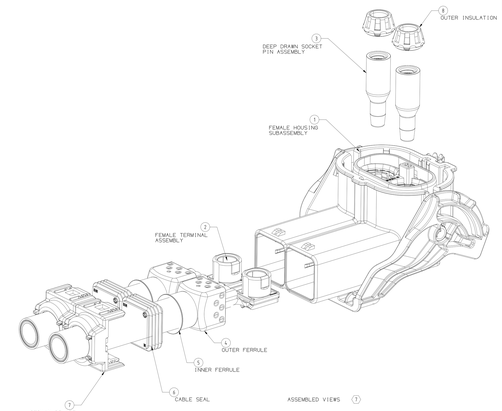

PRELIMINARY DRAWING

NOTES:

1. ALL TERMINALS MUST BE FULLY SEATED AND LOCKED IN POSITION.
2. SEAL MUST NOT PROTRUDE PAST SUPPORT RIBS WHEN SEAL IS FULLY SEATED. SEAL MAY ALSO TO PROTRUDE ABOVE TOP OF CONNECTOR WALL.
3. RETAINER MUST BE IN FULLY LOCK POSITION AS SHOWN.
4. SEAL MUST BE FULLY SEATED ON FEMALE CONNECTOR WITH INNER SEAL SURFACE FLUSH WITH CONNECTOR WALL. OUTER EDGE OF SEAL SHOULD ALIGN WITH CORNERS OF CONNECTOR WALL.
5. INNER CONNECTOR/SHIELD SUB-ASSEMBLY MUST BE FULLY SEATED AND LOCKED INTO FEMALE CONNECTOR - BOTH CAVITIES
6. LEVER MUST BE FULLY ENGAGED ON FEMALE CONNECTOR POSTS AS SHOWN -BOTH SIDES
7. PARTS ARE NOT AVAILABLE FULLY ASSEMBLED AS SHOWN, FINAL ASSEMBLY REQUIRES INDIVIDUAL COMPONENTS OR SUBASSEMBLIES LISTED IN THE PART LIST AND AVAILABLE SEPARATE FORM DELPHI
8. INDICATION OF WEIGHTS ONLY FOR INFORMATION, NOT FOR EVALUATION
9. ONLY APPROVED CABLE SUPPLIERS, ALL OTHER CABLE SUPPLIERS / CABLE SIZES MUST BE VALIDATED.
10. ALL LAYOUT PART NUMBERS ARE UNASSEMBLED FOR SHIPPING
11. MATING PART :
    DEVICE CONNECTOR
    SEE INTERFACE DRAWING - NO.: 33351453

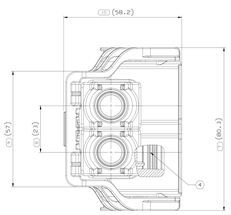

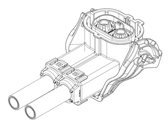

SCALE 1:1

SEE NOTE 10

ITEM	DELPHI PN	DESCRIPTION	QUANTITY													
1	35015517	ASM AK 2 F CONN CODE A	1													
	33355781	ASM AK 2 F CONN CODE A			1				1				1			
	33355782	ASM AK 2 F CONN CODE B				1				1				1		
	33355783	ASM AK 2 F CONN CODE C					1				1				1	
	33355784	ASM AK 2 F CONN CODE D						1				1				1
2	33355955	FEMALE TERMINAL ASSY 35150mm²							2	2	2	2	2	2	2	2
	33383885	FEMALE TERMINAL ASSY 25mm²		2	2	2	2	2								
3	33355985	DEEP DRAWN SOCKET, PIN ASSY.		2	2	2	2	2	2	2	2	2	2	2	2	2
4	33355940	OUTER FERRULE 50mm², Ni PLATED														
	33355941	OUTER FERRULE 35mm²							2	2	2	2				
	33375616	OUTER FERRULE 25mm²	2		2	2	2	2								
5	33355938	INNER FERRULE 50mm²											2	2	2	2
	33355939	INNER FERRULE 35mm²							2	2	2	2				
	33375615	INNER FERRULE 25mm²	2		2	2	2	2					2	2	2	2
6	33355953	CABLE SEAL 50mm²											2	2	2	2
	33355954	CABLE SEAL 35mm²							2	2	2	2				
	33375343	CABLE SEAL 25mm²	2		2	2	2	2								
7	33355946	ASM STRAIN RELIEF 50mm²											2	2	2	2
	33355947	ASM STRAIN RELIEF 35mm²							2	2	2	2				
	33377550	ASM STRAIN RELIEF 25mm²	2		2	2	2	2								
8	33355944	OUTER INSULATION	2		2	2	2	2	2	2	2	2	2	2	2	2
CUSTOMER INFOR.	VW	LAYOUT PART NUMBER	35022415	35036745	-	-	-	-	-	-	-	-	-	-	-	-
		DESCRIPTION	FOR 25mm² CABLE CODE A		-	-	-	-	-	-	-	-	-	-	-	-
	NATURAL	LAYOUT PART NUMBER	-		35039798	35039799	35039800	35039801	35039802	35039804	35039805	35039806	35039808	35039809	35039810	35039811
		DESCRIPTION	-		FOR 25mm² CABLE CODE A	FOR 25mm² CABLE CODE B	FOR 25mm² CABLE CODE C	FOR 25mm² CABLE CODE D	FOR 35mm² CABLE CODE A	FOR 35mm² CABLE CODE B	FOR 35mm² CABLE CODE C	FOR 35mm² CABLE CODE D	FOR 50mm² CABLE CODE A	FOR 50mm² CABLE CODE B	FOR 50mm² CABLE CODE C	FOR 50mm² CABLE CODE D

MISSING SYMBOLS	
TOTAL NO OF MISSING SYMBOLS REQUIRED	15
LAST NO. USED	15

SYMBOL DEFINITION
A DIMENSION WITHOUT AN INSPECTION REPORT SYMBOL MUST BE INSPECTED AS PER DELPHI GENERAL SPEC. CONTROLLED ON THE INDIVIDUAL COMPONENT DRAWING.

DRAWING STATUS						ZONE	REVISION HISTORY	AUTH	DR	PK	CHK
DATE	DSN	PK	CHK	PK	CHK						
2006/4/6	U	BY	-	-	-		K1T DRAWING CREATED	K35100	BERTNEME		

COPYRIGHT 2006 DELPHI CORPORATION ALL RIGHTS ARE RESERVED.
THIS DRAWING IS THE PROPERTY OF DELPHI CORPORATION AND CONTAINS INFORMATION THAT IS PROPRIETARY. ANY REPRODUCTION OR DISTRIBUTION OF THIS DOCUMENT OR ITS RELATED SPECIFICATIONS, IN WHOLE OR IN PART, WITHOUT WRITTEN CONSENT OF DELPHI CORPORATION, IS PROHIBITED.

PRODUCTION DRAWING REPRESENTS PRODUCT DESIGN INTENT. MAY INCLUDE PHYSICAL PARTS AND NOT AVAILABLE DIMENSIONS.

THIS DRAWING MAY NOT BE USED AS THE PRODUCT SPECIFICATION UNLESS SPECIFICALLY ORDERED BY DELPHI.

CONTACT DELPHI SALES TO ENSURE AVAILABILITY OF DRAWINGS.

DRAWN BY: DATE:
CHECKED BY: DATE:

DRAWING TYPE: CUSTOMER PART DRAWING

DRAWING CLASS: CODE CODE

UNLESS OTHERWISE SPECIFIED:
THIS DRAWING IS TO BE DIMENSIONED WITH NONE TO BE WITHIN THE FOLLOWING TOLERANCES: LINEAR: ±0.25 ANGULAR: ±0.5 DEGREES. DIMENSIONS FOR FINISHED PARTS TO BE MEASURED AT 20°C UNLESS OTHERWISE SPECIFIED.

ALL DIMENSIONS ARE IN MILLIMETERS.

MATERIAL:

FINISH:

THIRD ANGLE PROJECTION | DO NOT SCALE | USE METRIC SATA

DRAWN:	S. BERLIN ANAND	2006/4/6
APPD:	YO SIMON	2006/4/6
APPD:	JIANG WEIDONG	2006/4/6
APPD:		
APPD:		
APPD:		

CONTRACTS OF CREATING DOCUMENTS: CONTRACTS THAT DRIVING DOCUMENTS:

SIZE: A4
SIZE: DWAT

DRAWING NAME: CONTACT HOUSING HV 2WAY CLASS 4 MODEL

DRAWING NUMBER: 33367707

FILE	SIZE	FORM	SHEET	OF	REV	DESIGN
A1x4	211	2 OF 2	1 OF 1	U	01	-

DELPHI
DELPHI PACKARD ELECTRICAL/ELECTRONIC ARCHITECTURE
COPYRIGHT 2006 DELPHI CORPORATION ALL RIGHTS ARE RESERVED.
THIS DRAWING IS THE PROPERTY OF DELPHI CORPORATION AND CONTAINS INFORMATION THAT IS PROPRIETARY. ANY REPRODUCTION OR DISTRIBUTION OF THIS DOCUMENT OR ITS RELATED SPECIFICATIONS, IN WHOLE OR IN PART, WITHOUT WRITTEN CONSENT OF DELPHI CORPORATION, IS PROHIBITED.

DRAWING NUMBER: 33367707

FILE	SIZE	FORM	SHEET	OF	REV	DESIGN
A1x4	211	1 OF 1	1 OF 1	U	01	-

33367707

Mouser Electronics

Authorized Distributor

Click to View Pricing, Inventory, Delivery & Lifecycle Information:

Aptiv:
33383885 33355940 33355781 33355939 33375615 33355784 33355783 33373550 33355941 33355955
33375616 33355946 33355947 33355782 33375343 33355938 33355985 33355944 33355954 33355953